

RESOLUTION NO. 19-R-38

A RESOLUTION ADOPTING THE OPERATING AND CAPITAL BUDGETS FOR THE CITY OF TALLAHASSEE AND THE OPERATING BUDGET FOR THE DOWNTOWN IMPROVEMENT AUTHORITY FOR THE FISCAL YEAR BEGINNING OCTOBER 1, 2019, AND ENDING SEPTEMBER 30, 2020, DESIGNATING THE SOURCES OF REVENUE AND SAID APPROPRIATIONS; AND PROVIDING AN EFFECTIVE DATE.

NOW THEREFORE, BE IT RESOLVED BY THE CITY COMMISSION OF THE CITY OF TALLAHASSEE, FLORIDA:

Section 1. That the appropriations made in Section 2 herein are contingent upon the revenues to the City of Tallahassee for the fiscal year beginning October 1, 2019, from the sources and in the estimated amounts hereinafter named as follows:

	<u>FY20 Budget</u>
Operating Revenues	
General Fund	\$ 116,717,435
Contribution from Utilities	44,692,791
	<hr/>
	161,410,226
Enterprise & Other Fund Revenues	
Community Development Block Grant (CDBG)	1,896,928
State Housing Initiative Program (SHIP)	473,010
Home Investment Partnership (HOME)	1,123,735
Essential Services Grant (ESG)	160,192
Donations	86,735
Building Code Enforcement	4,070,790
Fire Services	48,251,301
Electric	282,525,175
Gas	29,961,690
Water	41,068,123
Sewer	74,734,528
Aviation	13,337,000
StarMetro	18,570,418
Solid Waste	29,198,952
Stormwater	18,655,246
Golf Course	995,042

Utility Services	11,338,943
Cemetery	398,338
800 Mhz (Communication)	675,173
Transfer from Gas Tax	<u>1,775,808</u>

Total Revenues **\$ 740,707,353**

Section 2. That the following sums be, and hereby are, appropriated from the sources of revenues enumerated in Section 1, for the expense and obligation of the City of Tallahassee, for the fiscal year beginning October 1, 2019, and ending September 30, 2020, and that all incomplete multiple year non-capital projects, balances, requisitions, and encumbrances from prior years will automatically be re-appropriated:

Operating Expenditures

Community Development Block Grant (CDBG)	\$ 1,896,928
State Housing Initiative Program (SHIP)	473,010
Home Investment Partnership (HOME)	1,123,735
Essential Services Grant (ESG)	160,192
Donations	86,735
Building Code Enforcement	4,070,790
Fire Services	48,251,301
Electric	282,525,175
Gas	29,961,690
General	161,410,226
Water	41,068,123
Sewer	74,734,528
Aviation	13,337,000
StarMetro	18,570,418
Solid Waste	29,198,952
Stormwater	18,655,246
Golf Course	995,042
Utility Services	11,338,943
Cemetery	398,338
800 Mhz (Communication)	675,173
Transfer from Gas Tax	<u>1,775,808</u>

Total Expenditures **\$ 740,707,353**

Section 3. The capital budget for the fiscal year beginning October 1, 2019, and ending September 30, 2020, shall be as follows, and that all incomplete multiple year capital projects, requisitions, and encumbrances from prior years will be automatically re-appropriated:

CAPITAL BUDGET FY20 APPROPRIATION

Capital Revenues

Bond Proceeds	\$ 28,434,295
Capital Bond Series 2018 Undesignated	6,250,000
Bank Loan	6,500,000
Internal Loan Fund	1,400,000
Water CUS Future Bonds	5,000,000
Water CUSRB Series 2007 Undesignated	175,000
Water CUS Bond Series 2015 Undesignated	645,000
Water CUS Bond Series 2018 Undesignated	3,114,295
Sewer CUS Future Bonds	5,000,000
Sewer CUS Bond Series 2018 Undesignated	350,000
General Government	15,833,565
Gas Tax	2,302,385
Gas Tax Undesignated	777,615
General Government Capital Project Account (GGCPA)	4,387,500
General Government Capital Project Account (GGCPA) Undesignated	564,765
Sales Tax 2005	1,145,000
Sales Tax 2005 Undesignated	2,155,000
Street Paving Fund Undesignated	30,000
BluePrint Annual Allocation - Sidewalks	937,500
Sales Tax 2020	3,533,800
Special Funds	30,138,997
800 MHz (Communication)	274,618
Aviation - Customer Facility Charge	150,000
Aviation - Passenger Facility Charge	2,021,050
Aviation - Private Investment Funds	2,983,200
Gas A/R	200,000
Electric A/R	2,350,000
Fleet Reserve Fund	12,726,029
Water System Charge	927,203
Water System Charge Undesignated	1,028,798
Sewer System Charge	2,475,000
Traffic A/R Fund	1,000,000
Water A/R	103,100
Stormwater Redevelopment Undesignated	3,900,000

Renewal, Replacement and Improvement	79,483,462
Airport RR&I	2,192,971
Airport RR&I Undesignated	259,529
Electric RR&I	31,243,770
Electric RR&I Undesignated	806,130
Environmental Services & Facilities Management RR&I	1,700,000
Fire Construction Fund	1,247,500
Gas RR&I	3,800,000
Sewer RR&I	11,420,549
Sewer RR&I Undesignated	5,048,013
Stormwater RR&I	2,924,221
Stormwater RR&I Undesignated	4,495,779
Technology RR&I	3,810,690
Technology RR&I Undesignated	2,509,310
Water RR&I	5,000,000
Water RR&I Undesignated	3,025,000
State Funds	4,893,450
Aviation - Florida Department of Transportation	4,393,450
Community Development Block Grant	500,000

Total Capital Funding Sources **\$ 158,783,769**

Capital Expenditures

Aviation	12,000,200
Community Beautification & Waste Management	74,000
Community Housing & Human Services	175,000
Electric & Gas Utility	38,399,900
Environmental Services & Facilities	3,100,000
Fire	1,247,500
Fleet	12,726,029
Parks & Recreation	3,000,000
Police	1,943,265
Technology & Innovations	13,444,618
Underground Utilities & Public Infrastructure	72,673,257
Total Capital Funding Uses	\$ 158,783,769

TOTAL OPERATING AND CAPITAL APPROPRIATIONS **\$ 899,491,122**

Section 4. The Downtown Improvement Authority's operating budget and appropriation summary for the fiscal year beginning October 1, 2019, and ending September 30, 2020, shall be as follows:

Downtown Improvement Authority (DIA) FY20 Budget

Revenues

Ad Valorem Property Tax (95%)	\$ 228,280
Marketplace	27,500
Special Events	53,099
Interest	4,060
City Contribution	15,000
Miscellaneous Revenue	900
Total Revenues	\$ 328,839

Expenditures

Personnel Expenses

Salaries	\$ 111,953
Salary Enhancements	3,359
Other Salary Items	1,560
Pension Current	22,822
Pension MAP	6,592
Mandatory Medicare	1,695
Health Benefits	14,740
Flex Benefits	3,936
Total Personnel Services	\$ 166,657

Operating


Telephone	\$ 1,140
Postage	500
Unclassified Supplies	1,600
Travel & Training	2,600
Memberships	1,710
Certificates & Licenses	-
DIA Operations	6,038
Rent Expense, Office	10,800
Unclassified Contractual Services	10,000
Other	92,084
Advertising	35,710
Total Operating Expenses	\$ 162,182

Total Expenses	\$ 328,839
-----------------------	-------------------


Section 5. This Resolution shall become effective October 1, 2019.

Section 6. The title of this Resolution was read during the public hearing at the meeting of the City Commission of the City of Tallahassee on the 25th day of September, 2019.

PASSED AND ADOPTED by the City Commission of the City of Tallahassee on the 25th day of September, 2019.

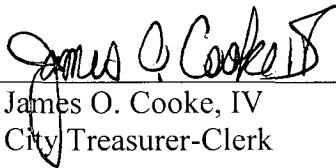



CITY OF TALLAHASSEE

By: 
John E. Dailey
Mayor

ATTEST:

APPROVED AS TO FORM:

By: 
James O. Cooke, IV
City Treasurer-Clerk

By: 
Cassandra K. Jackson
City Attorney